



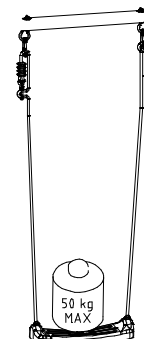
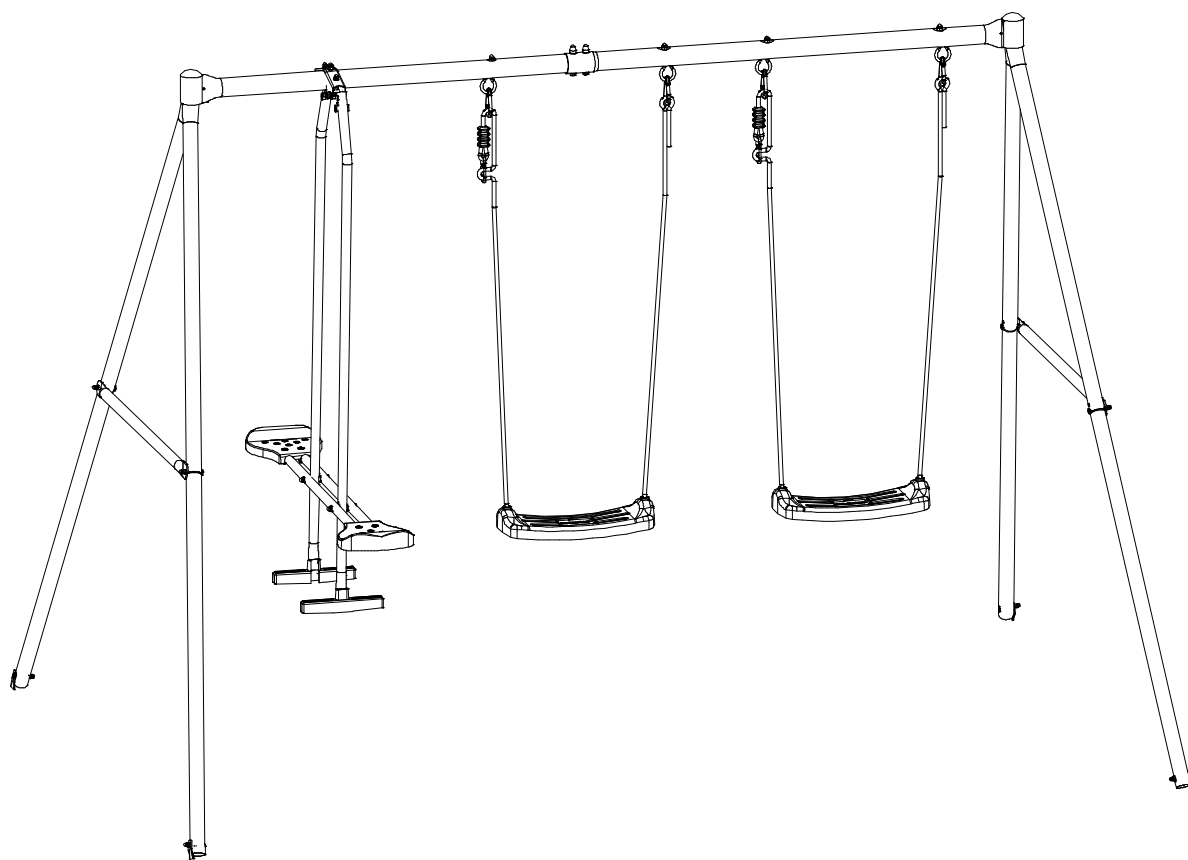
TRIGANO JARDIN

USINE DU BOULAY
41170 - CORMENON
FRANCE

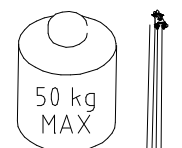
NOTICE DE MONTAGE
ASSEMBLING INSTRUCTIONS
MONTAGE ANSWEISUNGEN
MONTAJE INSTRUCIE
NOTICIA DE MONTAGEN
ISTRUZIONI PER IL MONTAGGIO
INSTRUCCIONES DE MONTAJE

N° 123769

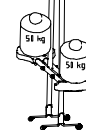
RÉFÉRENCE PRODUIT : 10450



50 kg MAX



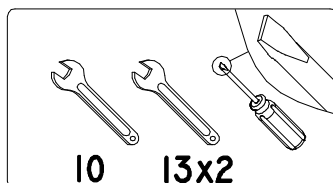
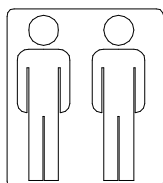



50 kg MAX





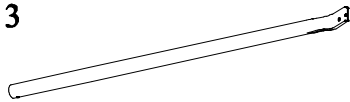
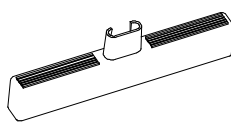
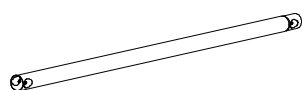

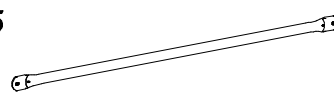

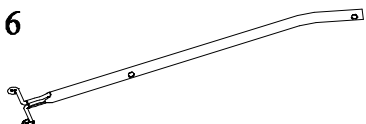

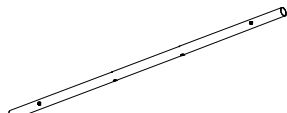

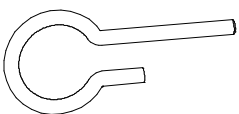

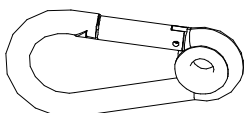



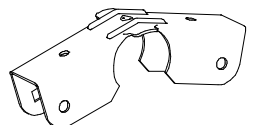




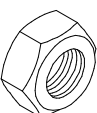

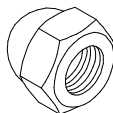










50 kg MAX

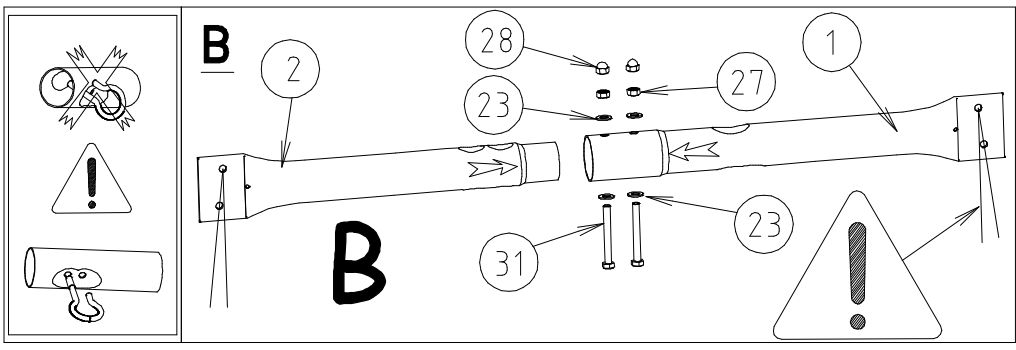
- Veuillez garder impérativement la notice de montage qui vous sera utile pour l'entretien de votre produit.
- It is imperative that you keep the assembly instructions, which be of use for product maintenance.
- Bewahren Sie unbedingt die Montageanleitung auf, die Sie zur Wartung und und Pflege Ihres Artikels brauchen.
- Bewaar de gebruiksaanwijzing zorgvuldig, deze zal nuttig zijn voor het onderhoud van uw product.
- Guarde imperativamente as intruções de montagem, que serão úteis para a manutenção do seu produto.
- Conservare il manuale di montaggio per le ulteriori operazioni di manutenzione.
- Conserve cuidadosamente las intrucciones de montaje, ya que le servirán para el mantenimiento de su producto.



Réf., Rif., Art. Nr., Ref
 Quantité, quantità, anzahl, quantity, aantal, cantidad, quantidade

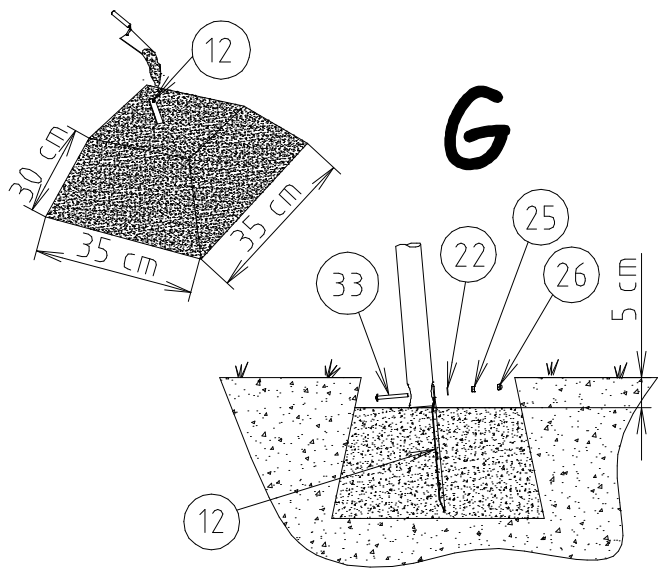

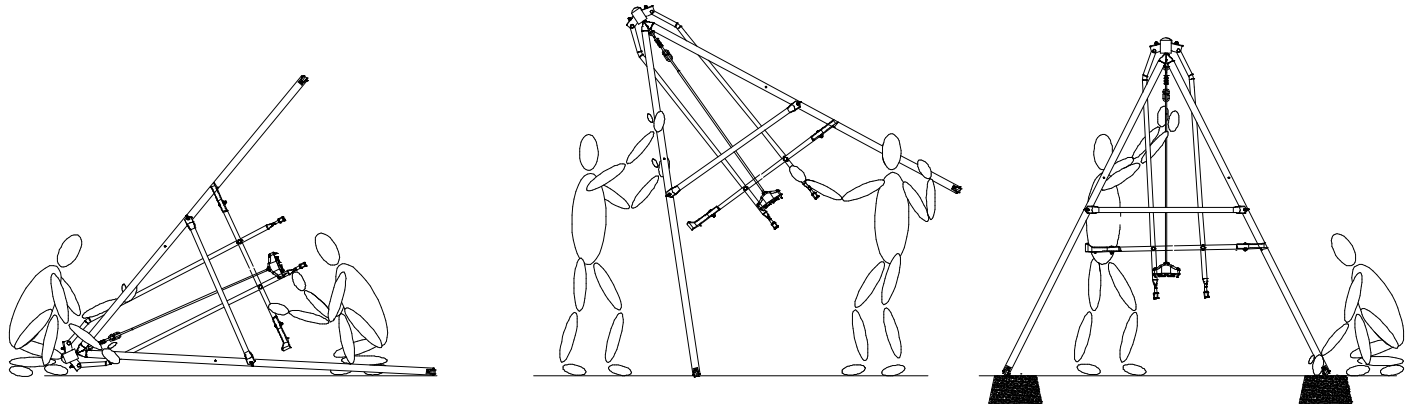
1		15061430 x 1	15		122802 x 2
2		15100230 x 1	16		122583 x 2
3		15056165 x 4	17		122562 x 2
4		15100165 x 4	18		122536 x 2
5		15036630 x 2	19		122679 x 2
6		15100065 x 2	20		122623 x 4
7		15046630 x 2	21		122506 x 4
8		420005Z x 4	22		φ 6 121602 x 16
9		122034 x 4	23		φ 8 121603 x 19
10		40650230 x 1	24		φ 8 Nylon 121609 x 2
11		40650130 x 1	25		H 6 121504 x 8
12		152810 x 4	26		H 6 121511 x 14
13		15292265 x 4	27		H 8 121508 x 2
14		122569-1 x 2	28		H 8 121512 x 15

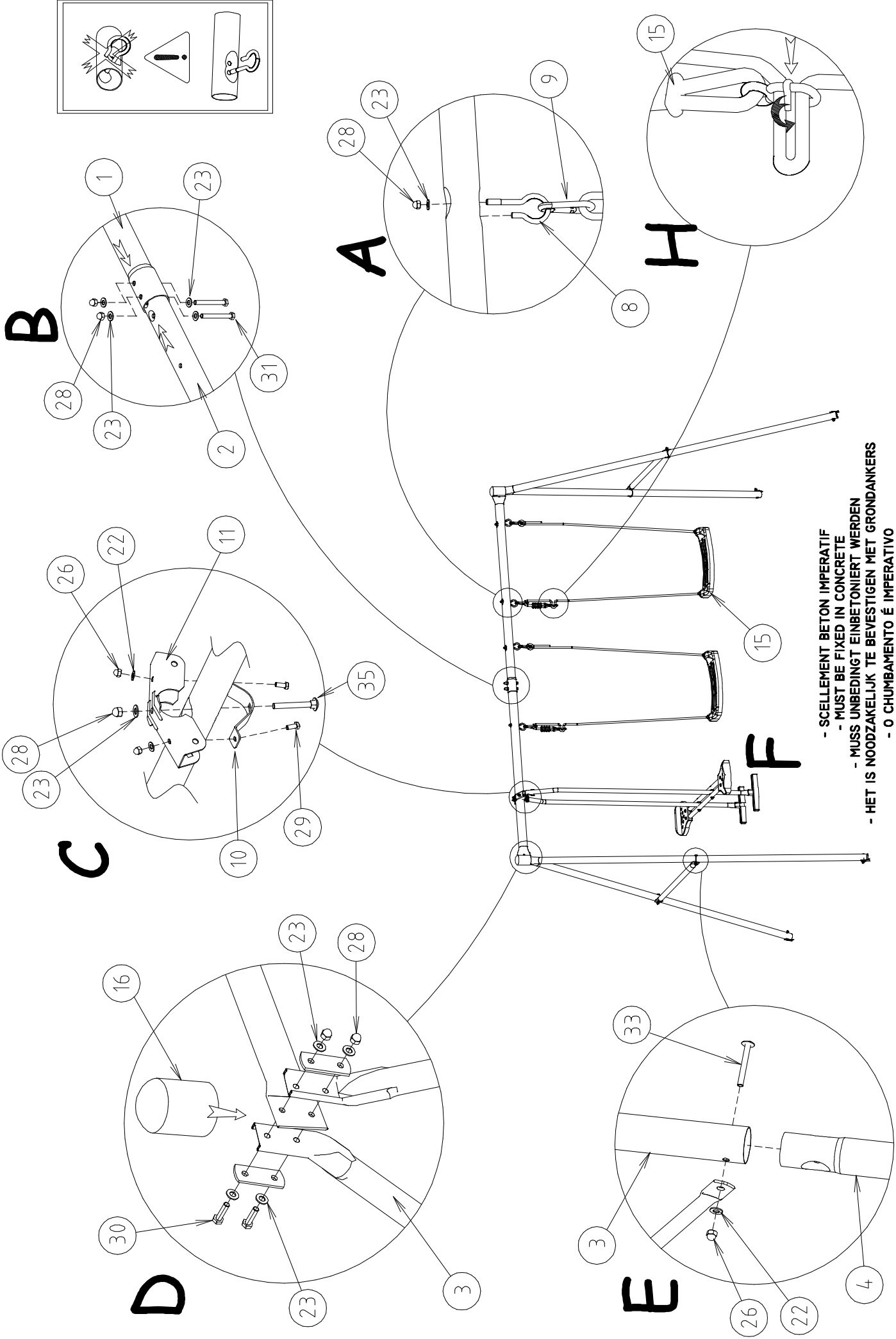
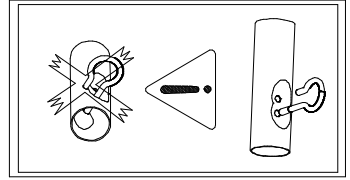
<p>29</p>  <p>φ6x15 mm</p>	<p>121101 x 2</p>	<p>33</p>  <p>φ6x50 mm</p>	<p>121012 x 8</p>
<p>30</p>  <p>φ8x30 mm</p>	<p>121112 x 4</p>	<p>34</p>  <p>φ8x55 mm</p>	<p>121209 x 2</p>
<p>31</p>  <p>φ8x70 mm</p>	<p>121117 x 2</p>	<p>35</p>  <p>φ8x65 mm</p>	<p>121210 x 1</p>
<p>32</p>  <p>φ6x35 mm</p>	<p>121008 x 4</p>	<p>36</p>  <p>φ8x70 mm</p>	<p>121202 x 2</p>



A - B - C
D - E - F

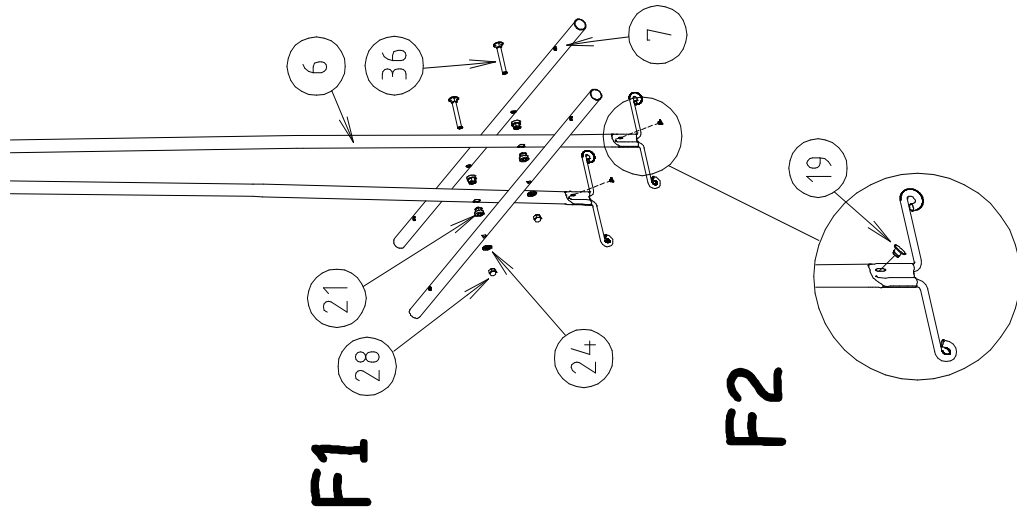
G - H



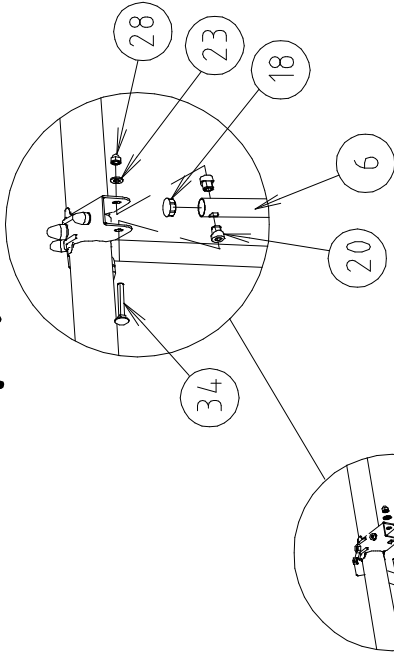


- SCELLEMENT BETON IMPERATIF
- MUST BE FIXED IN CONCRETE
- MUSS UNBEDINGT EMBETONNIERT WERDEN
- HET IS NOODZAKELIJK TE BEVESTIGEN MET GRONDANKERS
- O CHUMBAMENTO É IMPERATIVO
- ESSERE FISSATO SALLAMENTE NEL CEMENTO
- EMPOTRAMIENTO IMPERATIVO

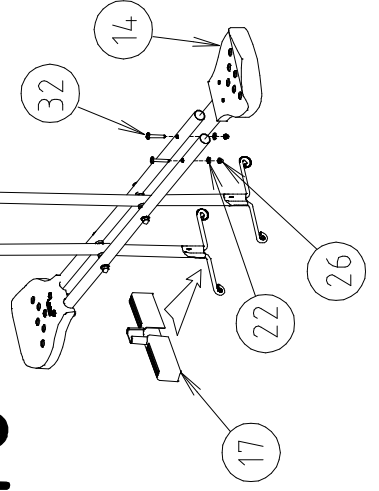
F



F4

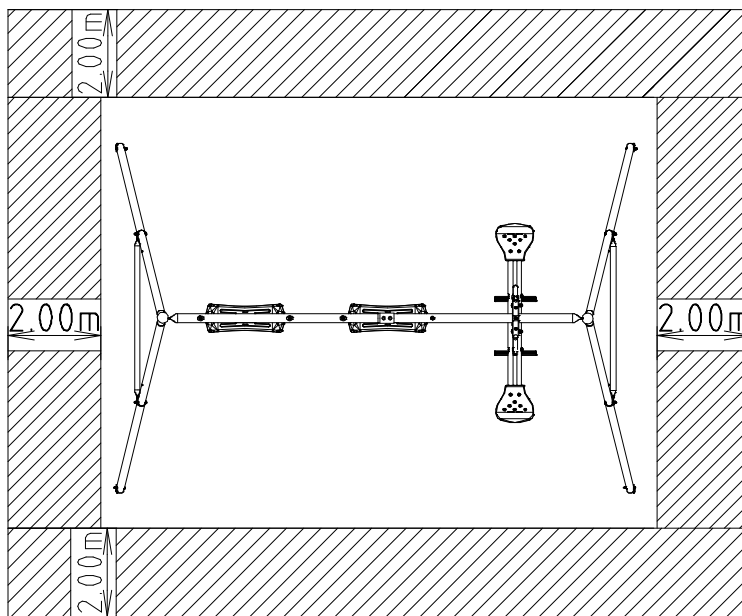


F3



- F - Zone de sécurité: 2,00m autour du produit
 - Aucun objet en appui sur le produit.
 - Recouvrir le béton de 5cm de terre meuble.
- GB - Security zone: 2.00m around the product.
 - No objet resting against the product.
 - To cover the concrete of 5cm with ground movable
- DE - Sicherheitszone: 2.00m um das Produkt.
 - Kein Gegenstand in Unterstützung auf dem Produkt.
 - Den Beton von 5cm beweglicher Erde bedecken.

- NL - De veiligheidszone: 2m rond het product.
 - Geen enkel onderwerp steunend op het product.
 - Het beton van 5cm van verplaatsbare aarde bedekken.
- IT - Zona di sicurezza: 2.00m attorno al prodotto.
 - Nessun oggetto in appoggio sul prodotto.
 - Coprire il calcestruzzo di 5cm di terra mobile.
- ES - Zona de seguridad: 2.00m en torno al producto.
 - Ningún objeto con la ayuda de el producto.
 - Cubrir el hormigón de 5cm de tierra movable.
- PT - Zona de segurança: 2.00m em redor do produto.
 - Nenhum objecto em apoio sobre o produto.
 - Abranger o betão de 5cm de terra móvel.



F - Votre balançoire est prévue pour être montée sur des portiques de hauteur différentes.

Avant d'utiliser votre portique et régulièrement par la suite, contrôler que le dessous du siège de balançoire est toujours compris entre 35 et 50cm par rapport au sol. Si ce n'est pas le cas, procéder impérativement à ce réglage.

GB - Your swing is designed to be gone up on gantries of different sizes. Before using your gantry and regularly there after, controlling that the lower part of the seat of swing always lies between 35 and 50cm compared to the ground. If it is not the case, to carry out this adjustment imperatively.

D - Ihre Schaukel ist vorgesehen, um auf Säulenhallen anderer Größen aufgerichtet zu werden. Bevor Ihre Säulenhalle und regelmäßig später zu benutzen zu kontrollieren, dass die Unterseite des Schaukelsitzes immer zwischen 35 und 50 gelegen wird cm hinsichtlich des Bodens. Wenn es nicht der Fall, diese Einstellung dringend durchzuführen ist.

NL - Uw schommel is voorzien om op portalen van verschillende omvang gestegen te zijn. Alvorens uw portaal te gebruiken en regelmatig vervolgens, controleren dat de onderkant van de zetel van schommel altijd tussen 35 en 50cm ten opzichte van de bodem wordt omvat. Als het niet het geval, verplicht tot dit regelen overgaan is.

I - La vostra altalena è prevista per essere montata su cavalletti di dimensioni diverse. Prima di utilizzare il vostro cavalletto e regolarmente successivamente, controllare che il sotto della sede d'altalena è sempre compreso tra 35 e 50cm rispetto al suolo. Se non è il caso, procedere imperativamente a questa messa a punto.

SP - Su columpio está previsto subirse sobre pórticos de tamaños diferentes. Antes de utilizar su pórtico y regularmente más tarde, controlar que la parte inferior de la sede de columpio siempre se incluye entre 35 y 50cm con relación al suelo. Si no es el caso, proceder imperativamente a este ajuste.

P - O vosso baloiço está previsto para ser montado sobre pórtico de dimensões diferentes. Antes de utilizar o vosso pórtico e regularmente seguidamente, controlar que o abaixo da sede de baloiço sempre é compreendido entre 35 e 50 cm em relação ao solo. Se não é o caso, proceder imperativamente à este ajustamento.

